


H 1046 Serie Nais

design Valli Workshop

Material Brass/Materiale Ottone



Finish



	14	RP	RQ
	15	RP	RQ
	26	RP	RQ
	26D	RP	RQ

Finish



	15	EP	ER
	26	EP	ER
	26D	EP	ER

Product Submittal



Custom finishes available
Spring assist built in rosette
Passage, privacy, dummy, multipoint, mortise hardware available
Accommodates all standard and some custom backset dimensions
A complete selection of other matching hardware may be available

Finishes

14= Polished Nickel
15= Satin Nickel
26= Polished Chrome
26D= Satin Chrome

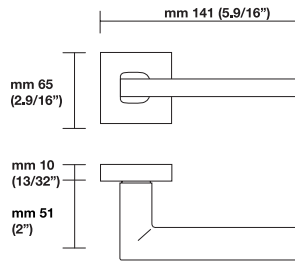
Functions

PGE= passage
PCY= privacy
DMY= dummy
ML-F= mortise lock
MULTI-POINT TRIM

Trim Options

RP= standard plain style rosette
EP= plain style long escutcheon plates
ER= rectangular style long escutcheon plates
RQ= standard square style rosette

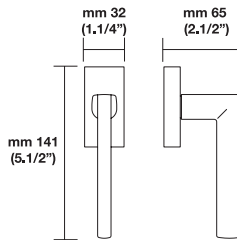
Sizes/Misure



Window handle/Maniglia per finestra

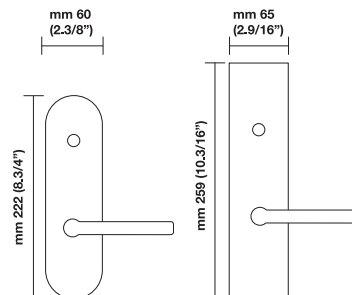
H 1046 F RS¹

Movement 4 click positions



Escutcheon options/Opzioni

EP ER



To order Valli&Valli products, informations should be specified in the same sequence as the example given:

1.Lever/Knob	2.Trim options	3.Function	4.Finish	5.Handing	6.Backset	7.Miscellaneous
HXXX	RP	ML XX	03	RH	2.1/2"	2.1/4" thick

For small rosette, please specify RS/RSQ (45 mm rosette). RS pricing is the same as RP/RT pricing. Privacy RS also requires 105 RSP when ordering.
RQ (2.9/16" rosette) for standard 2.1/8" cross bore. RSQ pricing is the same as RQ. Privacy RSQ also requires 105 RSQ when ordering.
ET/EP = 03-26 Standard Finish, ER = 15-26-26D Standard Finish.
Conversion from metric to US measurement are approximate.

Valli&Valli (U.S.A.) Inc.

Headquarter/Showroom
Valli&Valli (U.S.A.) Inc.
22 West 21st Street
6th Floor
New York, NY 10010
Tel. (212) 326 8811
Fax (212) 326 8816
Toll Free (877) 326 2565
Toll Free (800) 423 7161
E-mail: sales@vallivalli-us.com
E-mail: w.sales@vallivalli-us.com

Warehouse
Valli&Valli (U.S.A.) Inc.
100 Commerce Way, Suite 2
Hackensack, NJ 07601
Tel. (973) 249 0085
Fax (973) 249 0135

ASSA ABLOY, the global leader
in door opening solutions